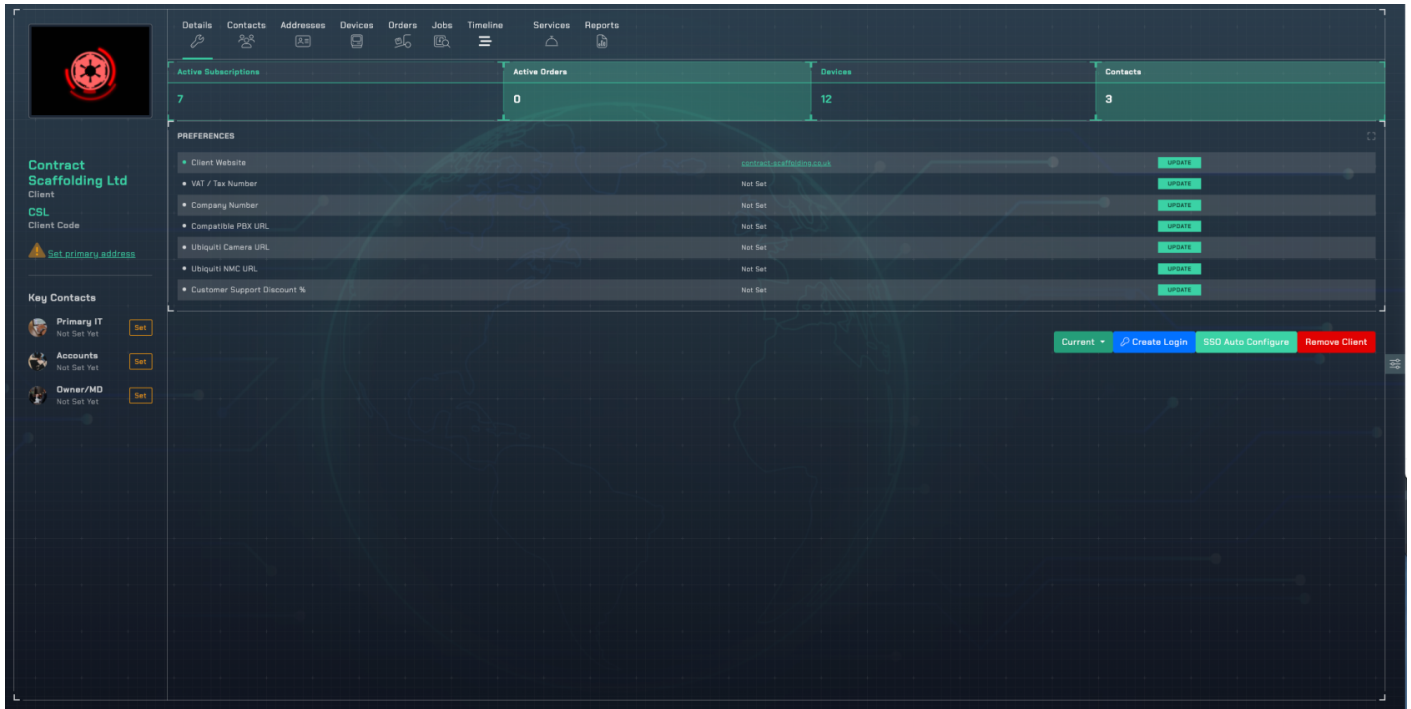
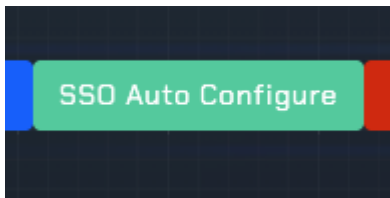


# Adding a client to Sentinel

Go to the clients home page in Sentinel



Select SSO Autoconfigure



Make a note of the client alias that is required.

## Warning

This will autoconfigure the client with the Tranquil SSO Defaults.  
The alias in Keycloak must match 'contract-scaffolding-ltd'  
Link?

Cancel [No]

Continue [Yes]

Now log into Keycloak Admin and go to Organizations > Create Organization

Tranquil Auth  
tranquil

Manage

Organizations

Clients

Client scopes

Realm roles

Users

Groups

Sessions

Events

Configure

Realm settings

Authentication

Identity providers

User federation

## Organizations



Manage your organizations and members.

[Create organization](#)[Refresh](#)

Name	Domains
<a href="#">Hit and Run Music</a>	<a href="#">hit-and-run.com</a>
<a href="#">SWA UK</a>	<a href="#">swauk.net</a>
<a href="#">Source 247</a>	<a href="#">source247.co.uk</a>
<a href="#">The Whisky Shop</a>	<a href="#">whiskyshop.fr</a> <a href="#">whiskyshop.com</a> <a href="#">Show 1</a>
<a href="#">The Winchester House Club</a>	<a href="#">winchesterhouseclub....</a>
<a href="#">Tony Smith Personal Managem...</a>	<a href="#">tspm.com</a>
<a href="#">Tranquil IT</a>	<a href="#">tranquilit.net</a>
<a href="#">Union Land and Property</a>	<a href="#">unionland.co.uk</a>
<a href="#">ZM Test</a>	<a href="#">zachm.uk</a>

Complete the form as follows making sure you enter the alias in the correct place.

## Create organization

Name *	<input type="text" value="Contract Scaffolding London Ltd"/>
Alias ?	<input type="text" value="contract-scaffolding-ltd"/>
Domain * ?	<div><input type="text" value="contract-scaffolding.co.uk"/> </div> <div> Add domain</div>
Redirect URL ?	<input type="text"/>
Description	<div><input type="text"/></div>
<div><input type="button" value="Save"/> <input type="button" value="Cancel"/></div>	

Revision #2

Created 21 March 2025 11:38:28 by Sean Watson

Updated 21 March 2025 12:06:49 by Sean Watson